

BR STRETTO

Brio® Stretto 4" T5 Low Glare

RECESSED ARCHITECTURAL

FEATURES

- Narrow aperture dedicated louver for single or row mounting
- 3½" deep low profile housing maximizes available plenum space
- Precise batwing distribution is ideal for 8' × 8' and 8' × 10' spacings
- GT (integral cross-tee) trim supports ceiling tile for easy installation
- Continuous row mounting
- Wall wash (1WW) option lights walls to eliminate "cave effect"
- Double wall wash (2WW) option for corridors, small offices, or conference rooms
- T5 or T5HO technology offers an exceptional lumen package
- UL listed 1598, cUL or CSA. Damp Location standard

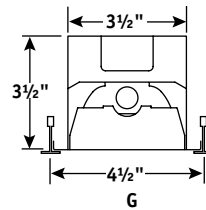


ORDERING INFORMATION

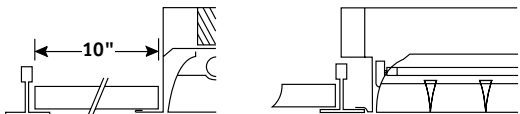
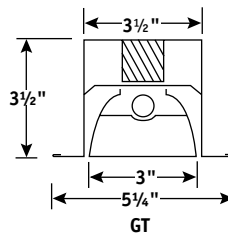
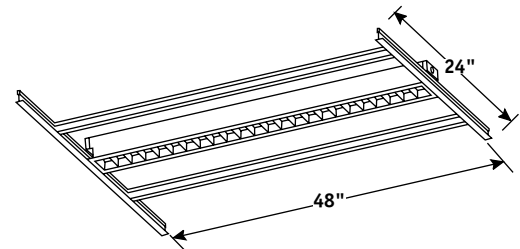
BR	1				EP	
MODEL	NO. OF LAMPS	CEILING TYPE	BALLAST	VOLTAGE	OPTIONS	
BR Brio® Stretto 4" T5 Low Glare	1 One See Product Availability table below.	GT Integral Cross Tee (Grid ends lay into T-Bar, sides act as integral cross-tee to support ceiling tile) SGT Slot Grid Integral Cross Tee G Grid (Standard 1" flat lay-in T-Bar)	NOTE: See Technical Section for other ballast options. EP Electronic, Programmed Start	U 120V-277V 347 347V	F5830 30K 85CRI T5 or T5HO Lamps Installed F5835 35K 85CRI T5 or T5HO Lamps Installed F5841 41K 85CRI T5 or T5HO Lamps Installed 1WW Asymmetric Wall Wash 2WW Double Wall Wash C388 3-Wire Flex EL Emergency Battery Pack (Low profile) GLR Fast Blow Fuse GMF Slow Blow Fuse PAF Paint After Fabrication NYC NYC Compliant NYCU NYC Compliant, Union Label	
SIZE	LAMP TYPE	SM Surface/Pendant Mount SG Slot Grid	LOUVER FINISH			
042 4" × 2' (Recessed) 044 4" × 4' (Recessed)	14 2', T5: 14 Watt 24 2', T5HO: 24 Watt 28 4', T5: 28 Watt 54 4', T5HO: 54 Watt		LS Low Iridescent Specular MA Matte Anodized Low Iridescent Semi-Specular Aluminum M4R 95% Reflective Specular Aluminum MW Matte White			
ACCESSORIES (ORDER SEPARATELY)						
FK042 4" × 2' Flange Kit FK044 4" × 4' Flange Kit FKCR Flange Kit Continuous Row Connector						

PRODUCT AVAILABILITY

SIZE	NO. OF LAMPS IN CROSS SECTION	LAMP TYPE	DEDICATED LOUVERS	FIXTURE HEIGHT	TRIM OPTIONS (STANDARD BOLD)
4" × 2'	1	14, 24	1	3½"	GT, SGT, G, SM
4" × 4'	1	28, 54	1	3½"	GT, SGT, G, SM



Type GT (Shown in 2' × 4' T-Bar installation)



Type GT integral cross-tee recommended for most T-Bar ceilings. Rest ends on tee and center in the opening. Cut the ceiling tile into two 10" strips. Drop the ceiling tile into place. Maximum tee widths of 1" and maximum tee heights of 1½" allowed.

